




Wall: Timber construction *Airtight on the inside*

Mounting vapour control layer on timber substructures



- Use double-sided adhesive Twinet 20 when mounting vapour control layers on timber substructures
- Avoids leaky stapling points



- Apply vapour control layer with the writing facing you **press firmly onto Twinet 20**


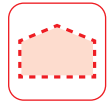


- Overlap the vapour control layer by approx. 10 cm
- **Important note:** Twinet 20 is not designed to permanently carry the weight of the insulation material




- Seal overlap with Sicrall avoiding tension and wrinkles

Wall: Timber construction *Airtight on the inside*



How it should look:

- Vapour control layer mounted on substructure and bonded to be permanently airtight



Majrex® 200

P. 115



Majpell® 5

P. 116



Twinet® 20

P. 126